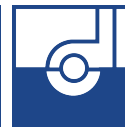


Technical Data Sheet
**WAKOL MS 228 Engineered Wood
Flooring Adhesive, flexible**

WAKOL®
Pursuing excellence unites



- Easy to apply
- Rapid strength development
- Excellent ridge formation
- Long working time
- Solvent free, water free
- Very easy clean up
- Can be used directly over WAKOL PU 280 Moisture Barrier and WAKOL MS 330 Moisture Barrier (See below for details)
- Up to 100% rH** (See below for details)



Specifications

Raw material base: Modified Silane Polymer

Type: Flexible, single component adhesive for engineered wood floors

Color: White

Odor: None to negligible

VOC Content: 0 g/l US regulatory

Working Time: 40 minutes (depending on humidity)

Cure Time: 24 hours

Cleaning agent: WAKOL RT 5960 Cleaning Towels or mineral spirits before product dries

Shelf Life: 18 months in unopened container at 70°F / 21°C, not below 40°F / 5°C

Freeze/thaw stable: Yes

Unit Size: 3 gal.

Unit Weight: 45 lbs. ea.

Units per pallet: 44 pieces

Item Number: WA-FL-092

Technical Data Sheet
**WAKOL MS 228 Engineered Wood
Flooring Adhesive, flexible**



Important Information

All surfaces must meet the NWFA, ASTM, and/or RFCI Guidelines. Doors and windows must be installed and the HVAC running to simulate the living environment climate conditions at work site: 60°F to 75°F (15°C to 24°C), 40% to 75% relative humidity. Acclimate materials to acceptable jobsite conditions.

If a moisture barrier or primer is needed prior to the installation with WAKOL MS 228 Engineered Wood Flooring Adhesive, flexible, use WAKOL PU 280 Moisture Barrier or WAKOL MS 330 Moisture Barrier exclusively.

WAKOL MS 228 Engineered Wood Flooring Adhesive, flexible can be used above grade, on grade, and below grade. Do not use on subfloors with excessive moisture or hydrostatic pressure.

**Approved for concrete substrates up to 100% RH when used in conjunction with WAKOL PU 280 Moisture Barrier.

****WAKOL PU 280 Moisture Barrier must be allowed to dry a minimum of 12 hours before direct application of WAKOL MS 228 Engineered Wood Flooring Adhesive, flexible.**

Recommended Use – On properly prepared absorbent and non-absorbent subfloors

- Commercial / Residential
- Engineered hardwood without limitations
- Can be used directly over WAKOL PU 280 Moisture Barrier (See below for details)
- Can be used directly over WAKOL MS 330 Moisture Barrier
- WAKOL MS 228 Engineered Wood Flooring Adhesive, flexible can also be used for the installation of wood flooring with T&G by utilizing WAKOL B5 All-In-One trowel on moist concrete slabs up to 12 lbs. / 1,000 sqft / 24 hours (ASTM F1869) or up to 90% RH (ASTM F2170)

Subfloors / Substrates

All surfaces must meet the NWFA, ASTM, and/or RFCI Guidelines. All concrete surfaces must meet ASTM F710 standards. They must be permanently dry, smooth, and flat. They must be structurally sound, solid, well fastened, clean and free from dust, oil, grease, paint, wax, old adhesive. Mechanically remove parting compounds, surface hardeners and sealers which are known to interfere with the bond of the product to concrete, as well as loosely bonded toppings, primers or any other deleterious substances that may prevent or reduce adhesion.

Technical Data Sheet
**WAKOL MS 228 Engineered Wood
Flooring Adhesive, flexible**



Concrete

Concrete floors must be constructed, finished, and cured (minimum 30 - 60 days) in accordance with the American Concrete Institute (ACI) 302 "Guide for Concrete Floor and Slab Construction" (Class 2 or 4) with a minimum compressive strength of 3,500 psi (246 kg / cm²).

- Before starting installations on concrete subfloors, moisture test must be conducted. Emission of moisture through the subfloor should not exceed 3 pounds / 1,000 sqft / 24 hours (ASTM F1869) or 80% rH (ASTM F2170).

*For concrete substrates higher than 80% rh, it is required to first apply WAKOL PU 280 Moisture Barrier or WAKOL MS 330 Moisture Barrier.

Gypsum (and other moisture sensitive substrates)

Gypsum underlayment must meet the minimum compressive strength requirements of the floor covering being installed. Loose, friable, or dusty gypsum can be consolidated/solidified by application of a single coat of WAKOL PU 280 Moisture Barrier applied as a primer using the LOBA Roller Microfiber 60-80.

Wood subfloors / underlayment

OSB, plywood, particle board and wooden planks which are approved from the manufacture as underlayment for resilient flooring installation. Confirm minimum total thickness of wood substrates required by the floor covering manufacturer.

Terrazzo and ceramic tiles

Existing terrazzo and ceramic tiles must have full adhesion to the subfloor. Remove all residues of maintenance products and other materials that may inhibit a good adhesion. Abrade subfloor with 40 or 60 grit sandpaper to ensure a mechanical bond.

Leveling compounds

Rough surfaces must be treated with Wakol approved Leveling Compounds. Please check Technical Data Sheet for details. Alternative leveling compounds may be used if approved by the floor covering manufacturer.

WAKOL PU 280 Moisture Barrier or WAKOL MS 330 Moisture Barrier

NOTE: WAKOL PU 280 Moisture Barrier and WAKOL MS 330 Moisture Barrier will create a non-absorbent substrate. Observe instructions below for non-absorbent substrates.

Can be directly applied on WAKOL MS 330 Moisture Barrier.

Can be directly applied to WAKOL PU 280 Moisture Barrier. WAKOL PU 280 Moisture Barrier must be allowed to dry a minimum of 12 hours.



Application and Coverage*

Using a notched trowel, apply uniformly on the subfloor, without letting the adhesive pool. Place the wood flooring immediately and press it down firmly. Ensure that the underside of each piece of flooring is sufficiently coated with adhesive (90% adhesive transfer). Any wet adhesive can be removed using the WAKOL RT 5960 Cleaning Towels. Dried adhesive can be easily removed manually. Adhesive transfer to back of flooring should be at least 90%.

See chart for details.

Technical Data Sheet
**WAKOL MS 228 Engineered Wood
Flooring Adhesive, flexible**



	Recommended Wakol Trowel
Engineered wood	WAKOL B5  3/16" by 1/2" by 1/4" V-notch (55-70 sq.ft./gal.)
WAKOL TS 102 Sound Dampening Underlayment	WAKOL B1  5/64" by 3/32" by 7/64" V-notch (up to 100 sq.ft./gal.)

*Coverage is dependent on the surface structure and absorbcency of the substrate.

Symbols



<https://www.wakol-usa.com/symbol>

Disclaimer

The responsibility of the suitability of Wakol products for each individual case cannot be assumed, as the manufacturer has no influence on the proper application of the product by the installer and/or contractor. The directions for use were established based on research, experience and tests believed reliable. Any liability on the part of the seller cannot be derived therefrom. Verbal information is subject to written confirmation.

All Wakol Technical Data Sheets can be found at www.loba-wakol.com.

This Technical Information of 11/15/2023 supersedes all previous versions.

For Technical support contact Loba-Wakol, LLC at 800.230.6456 (extension 2) or by e-mail at: technical@loba-wakol.com.